



Digital MCH

Photopolymer Plates



Digital MCH

Photopolymer Printing Plates




150 LINE	
175 LINE	

1% 25% 50% 95%

.003

.004

12 PT. EXCELLENT INK TRANSFER
8 PT. SOLVENT OR THERMAL PROCESSING
6 PT. ULTRA-LOW DOT GAIN
2 PT. HOLDS EXTREMELY FINE TYPE



Low Dot Gain And Smooth Ink Laydown From One Plate

With Digital MCH, MacDermid expands its capped plate offering by providing a new 60 durometer, capped plate for those printers seeking the best of high end, full-color process printing.




Digital MCH offers a unique micro-rough surface for excellent ink transfer, creating fine imaging detail. The innovative cap layer ensures that the plate provides the best tonal range possible. And because it is wear resistant, you are guaranteed long run durability on press.

For performance that makes your flexo printing consistent and you platemaking simple, count on the company that innovates with you in mind - MacDermid.

KEY FEATURES & BENEFITS

- Solvent or thermal processing
- Excellent imaging with the lowest dot gain
- A balanced plate surface for low image gain and exceptional solids coverage
- Incredible durability
- Ozone resistant
- Runs clean time and time again

SEGMENTS

- Flexible Packaging 
- Tags and Labels 
- Folding Carton 
- Sacks, Paper, Multiwall 

Digital MCH

Photopolymer Plates



TECHNICAL SPECIFICATIONS

Digital MCH is available in thicknesses of 0.045 in (1 mm) to 0.107 in (3 mm) and in sizes up to 52 in x 80 in (1,320 mm x 2,032 mm). Please contact your MacDermid representative for details.

REPRODUCTION CAPABILITIES

Halftones:	0.5-99% (200 lpi (80 lines/cm))
Fine lines:	0.001 in (0.025 mm) width
Isolated dots:	0.005 in. (0.127 mm) diameter

Fine lines and isolated dots using 0.067 in (2 mm) plate

PLATE PROCESSING*

Digital MCH can be processed in either solvent or thermal systems. For solvent processing, use with SOLVIT® M100 or SOLVIT® QD is recommended. Most other safe-solvent solutions may be used.

* Processing times for any particular job are determined by equipment, copy requirements, and plate thickness.

RECOMMENDED PROCESSING CONDITIONS*

GAUGE	DUROMETER	DESIRED RELIEF	BACK EXPOSURE ^{1,2}		FACE EXPOSURE ²		WASHOUT ³	DRY TIME	POST EXPOSURE	DETACK
(mil/mm)	(Shore A)	(mil)	(mJ/cm ²)	(sec)	(J/cm ²)	(sec)	(sec)	(min)	(min)	(min)
45/1.14	78	18-22	1,540	140	9	10	240	120	5	5
67/1.70	71	18-22	2,100	190	9	10	300	120	5	5

*Contact your MacDermid representative for assistance in establishing proper processing conditions

1. For thermally processed plates, back exposure time is 15-30% less than solvent process plates

2. Lamp intensity is 15 mW for top lamps, 11 mW for lower lamps

3. SOLVIT QD washout times



MacDermid
GRAPHICS SOLUTIONS

FOR MORE INFORMATION, PLEASE CONTACT:

USA

5210 Phillip Lee Drive
Atlanta, GA 30336
P 404.696.4565

www.macdermid.com/graphics

EUROPE

3 rue de l'Industrie - BP 30160
68702 Cernay Cedex, France
P +33 (0) 3 89 38 43 12

©2018 MacDermid, Inc. All rights reserved.

A Platform Specialty Products Company